

---

# DAYMAR

---

## Daymar Disclosures - Information Page – November 2011

Final regulations published in the Federal Register by the U.S. Department of Education require institutions that participate in the student financial assistance programs authorized under Title IV of the Higher Education Act to report certain information about students who enrolled in Title IV eligible programs that lead to gainful employment in a recognized occupation. In compliance with federal regulations Daymar is providing the following gainful employment information for its program offerings in the following pages: on-time completion rate, graduation rate, employment rate, tuition and fees, median loan debt incurred by students; and O\*Net occupational profiles. This document is set up in three parts, the information pages, the program information pages, and the Statistics in Perspective pages. Please make sure to review the entire document for all disclosure information.

OPEID: In the following pages you will find information grouped by campus location(s) that share the same OPEID number. An OPEID number is the identification number issued by the U.S. Department of Education's Office of Postsecondary Education to identify schools that have a Program Participation Agreement so that its students are eligible to participate in Federal Student Financial Assistance programs under Title IV regulations.

CIP: The Classification of Instructional Programs (CIP) is a coding scheme for postsecondary instructional programs of study that facilitates the organization, collection, and reporting of program data. In the following pages you will find information also arranged by CIP code for the multiple campus locations contained in the listed OPEID group.

O\*NET: The Occupational Information Network provides occupational information for the Nation that describes basic job requirements, worker attributes and work content. The CIP Code link to the corresponding O\*NET information has been included as required, as a reference point. Because multiple programs can be classified under one CIP code and linked to occupations as classified on the O\*NET site it is not accurate to assume that the specific program prepares students for all listed occupations and typically should not be relied upon as a representation or promise of future employment.

NOTICE: The data provided is historical data about the students who have graduated and/or obtained employment in their field or a related field after completing the program. Because of the classification and combination of data as categorized by an OPEID and CIP code the data does not necessarily reflect specific program and credential information for a specific campus and should not be relied on as a representation or promise of future outcomes or employability. Employment is determined by multiple factors outside the control of the school. Daymar does not guarantee completion, employment or salary for any of its programs. The calculation of median debt includes debt incurred by students who pursued multiple programs with our institutions and may not be limited to the program listed. Therefore, the debt amount listed may exceed the specific program's debt and costs. Programs with fewer than 10 students will not list completion or debt.

ON-TIME COMPLETION RATE: This rate reflects the percent of graduate completing their program within 100% of the normal time frame as defined by the U.S. Department of Education.

PLACEMENT RATES: The placement rates provided in the following pages on the Statistics in Perspective documents have been calculated by school, by program, as indicated for the Accrediting Council for Independent Colleges and Schools - Campus Accountability Report and the Tennessee schools forms also include rates derived from the calculation method as provided by the Tennessee Higher Education Commission (THEC). Rates and dates may differ based on regulatory body requirements. The school does not guarantee graduation, employment or salary. The calculation methodology is included below.

## Accrediting Council for Independent Colleges and Schools (ACICS)

ACICS is a national accrediting agency recognized by the United States Department of Education. The reporting period here is July 1 – June 30. Reported employment was obtained by September 15.

Employment Rate Calculation:

$(PF+PR)/(G-U)$  where PF= Placed in Field – meaning the full-time, part-time or temporary position requires a direct use of the skills taught in the program, PR=Placed in Related Field – meaning the position requires an indirect use of the skills taught in the program, G=Graduates\* and Completers\*\*, U=Unavailable for Work – meaning graduates who are unavailable for employment because of pregnancy, death, or other health related situations, military service, continuing education, as well as students who are not eligible for employment in the US because of visa restrictions. Spouses and dependents of military personnel who have moved due to military transfer orders are included.

\* Graduates have achieved all of the following: 1) CGPA of 2.0 or higher, 2) successfully passed all course requirements, 3) attained required competencies or speed levels in all courses, 4) met all clinical, internship/externship requirements, 5) satisfied all other academic requirements for graduation, 6) satisfied all non-academic requirements for graduation such as payment of tuition and fees, return of books, etc., 7) received the appropriate credential, and 8) ceased enrollment in the program at the school.

\*\* A completer is a student who is no longer enrolled in the institution and who has either completed the time allowed or attempted the maximum allowable credits for the program but did not accomplish one of the following graduation requirements: 1) Achieve a CGPA of at least 2.0; 2) Attain the required competencies; 3) Satisfy non-academic requirements (e.g., outstanding financial obligations).

## State of Tennessee

The State of Tennessee requires that institutions disclose the Placement Rates and other information in a report to the Tennessee Higher Education Commission (THEC). The reporting period is July 1 – June 30. The calculation is:

Number of employed graduates

Divided by/

Number of “placeable” graduates (Total Graduates – “Special Circumstance Non-Placement” + Placed Withdrawals)

# DAYMAR

## Campus Disclosures

For the Reporting Period July 1, 2010 – June 30, 2011

Campus Disclosures - Albany, Bellevue, Louisville, Madisonville, On-line, Owensboro, Rockport, Scottsville

Program Information:

Program	Accounting/Bookkeeping
Classification of Instructional Program Code	52.0302
On-time Completion Rate	NA%
Median Debt incurred by students:	
Title IV Loans	NA
Private Loans	NA
School Financing	NA

CIP Code	O*NET Link	SOC Code	Standard Occupational Classification ("SOC") Description
52.0302	<a href="http://www.onetonline.org/link/summary/43-9111.00">http://www.onetonline.org/link/summary/43-9111.00</a>		<b>Accounting Technology/Technician and Bookkeeping</b>
		13-2082.00	<a href="#">Tax Preparers</a>
		43-3031.00	Bookkeeping, Accounting, and Auditing Clerks
		43-3051.00	<a href="#">Payroll and Timekeeping Clerks</a>
		43-4011.00	<a href="#">Brokerage Clerks</a>
		43-9111.00	<a href="#">Statistical Assistants</a>

The occupations listed here are those associated with the CIP code and Occupational Information Network (O\*NET) database. The specific program does not necessarily prepare students for all listed occupations. This information is not intended to be relied upon as a representation or promise of future employability but only for informational purposes. The school does not guarantee program completion, employment or salary. See additional information supplement – Statistics in Perspective – for more information. The median debt amount may include debt incurred by students who pursued multiple programs and is not necessarily limited to the program listed.

# DAYMAR

## Campus Disclosures

For the Reporting Period July 1, 2010 – June 30, 2011

Campus Disclosures - Bowling Green, Clarksville, Clinton, Murfreesboro, Nashville, and Russellville

Program Information:

Program	Accounting / Bookkeeping
Classification of Instructional Program Code	52.0302
On-time Completion Rate	86%
Median Debt incurred by students:	
Title IV Loans	\$ 9,500
Private Loans	0
School Financing	0

CIP Code	O*NET Link	SOC Code	Standard Occupational Classification ("SOC") Description
52.0302	<a href="http://www.onetonline.org/link/summary/43-9111.00">http://www.onetonline.org/link/summary/43-9111.00</a>		<b>Accounting Technology/Technician and Bookkeeping</b>
		13-2082.00	<a href="#">Tax Preparers</a>
		43-3031.00	Bookkeeping, Accounting, and Auditing Clerks
		43-3051.00	<a href="#">Payroll and Timekeeping Clerks</a>
		43-4011.00	<a href="#">Brokerage Clerks</a>
		43-9111.00	<a href="#">Statistical Assistants</a>

The occupations listed here are those associated with the CIP code and Occupational Information Network (O\*NET) database. The specific program does not necessarily prepare students for all listed occupations. This information is not intended to be relied upon as a representation or promise of future employability but only for informational purposes. The school does not guarantee program completion, employment or salary. See additional information supplement – Statistics in Perspective – for more information. The median debt amount may include debt incurred by students who pursued multiple programs and is not necessarily limited to the program listed.

# DAYMAR

## Campus Disclosures

For the Reporting Period July 1, 2010 – June 30, 2011

Program Information: Paducah, KY

Program	Accounting / Bookkeeping
Classification of Instructional Program Code	52.0302
On-time Completion Rate	NA%
Median Debt incurred by students:	
Title IV Loans	NA
Private Loans	NA
School Financing	NA

CIP Code	O*NET Link	SOC Code	Standard Occupational Classification ("SOC") Description
52.0302	<a href="http://www.onetonline.org/link/summary/43-9111.00">http://www.onetonline.org/link/summary/43-9111.00</a>		<b>Accounting Technology/Technician and Bookkeeping</b>
		13-2082.00	<a href="#">Tax Preparers</a>
		43-3031.00	Bookkeeping, Accounting, and Auditing Clerks
		43-3051.00	<a href="#">Payroll and Timekeeping Clerks</a>
		43-4011.00	<a href="#">Brokerage Clerks</a>
		43-9111.00	<a href="#">Statistical Assistants</a>

The occupations listed here are those associated with the CIP code and Occupational Information Network (O\*NET) database. The specific program does not necessarily prepare students for all listed occupations. This information is not intended to be relied upon as a representation or promise of future employability but only for informational purposes. The school does not guarantee program completion, employment or salary. See additional information supplement – Statistics in Perspective – for more information. The median debt amount may include debt incurred by students who pursued multiple programs and is not necessarily limited to the program listed.

# DAYMAR

## Campus Disclosures

For the Reporting Period July 1, 2010 – June 30, 2011

Campus Disclosures - Albany, Bellevue, Louisville, Madisonville, On-line, Owensboro, Rockport, Scottsville

Program Information:

Program	Accounting
Credential Level	Associate Degree
On-time Completion Rate	NA
Median Debt incurred by students:	Title IV Loans
	Private Loans
	School Financing
	NA
	NA
	NA

CIP Code	O*NET Link	SOC Code	Standard Occupational Classification ("SOC") Description
52.0302	<a href="http://www.onetonline.org/link/summary/43-9111.00">http://www.onetonline.org/link/summary/43-9111.00</a>		<b>Accounting Technology/Technician and Bookkeeping</b>
		13-2082.00	<a href="#">Tax Preparers</a>
		43-3031.00	Bookkeeping, Accounting, and Auditing Clerks
		43-3051.00	<a href="#">Payroll and Timekeeping Clerks</a>
		43-4011.00	<a href="#">Brokerage Clerks</a>
		43-9111.00	<a href="#">Statistical Assistants</a>

The occupations listed here are those associated with the CIP code and Occupational Information Network (O\*NET) database. The specific program does not necessarily prepare students for all listed occupations. This information is not intended to be relied upon as a representation or promise of future employability but only for informational purposes. The school does not guarantee program completion, employment or salary. See additional information supplement – Statistics in Perspective – for more information. The median debt amount may include debt incurred by students who pursued multiple programs and is not necessarily limited to the program listed.

# DAYMAR

## Campus Disclosures

For the Reporting Period July 1, 2010 – June 30, 2011

Campus Disclosures - Albany, Bellevue, Louisville, Madisonville, On-line, Owensboro, Rockport, Scottsville

Program Information:

Program	Accounting
Credential Level	Diploma
On-time Completion Rate	N/A
Median Debt incurred by students:	
Title IV Loans	NA
Private Loans	NA
School Financing	NA

CIP Code	O*NET Link	SOC Code	Standard Occupational Classification ("SOC") Description
52.0302	<a href="http://www.onetonline.org/link/summary/43-9111.00">http://www.onetonline.org/link/summary/43-9111.00</a>		<b>Accounting Technology/Technician and Bookkeeping</b>
		13-2082.00	<a href="#">Tax Preparers</a>
		43-3031.00	Bookkeeping, Accounting, and Auditing Clerks
		43-3051.00	<a href="#">Payroll and Timekeeping Clerks</a>
		43-4011.00	<a href="#">Brokerage Clerks</a>
		43-9111.00	<a href="#">Statistical Assistants</a>

The occupations listed here are those associated with the CIP code and Occupational Information Network (O\*NET) database. The specific program does not necessarily prepare students for all listed occupations. This information is not intended to be relied upon as a representation or promise of future employability but only for informational purposes. The school does not guarantee program completion, employment or salary. See additional information supplement – Statistics in Perspective – for more information. The median debt amount may include debt incurred by students who pursued multiple programs and is not necessarily limited to the program listed.

# DAYMAR

## Campus Disclosures

For the Reporting Period July 1, 2010 – June 30, 2011

Campus Disclosures - Bowling Green, Clarksville, Clinton, Murfreesboro, Nashville, and Russellville

Program Information:

Program	Accounting
Credential Level	Diploma
On-time Completion Rate	NA
Median Debt incurred by students:	Title IV Loans
	Private Loans
	School Financing

CIP Code	O*NET Link	SOC Code	Standard Occupational Classification ("SOC") Description
52.0302	<a href="http://www.onetonline.org/link/summary/43-9111.00">http://www.onetonline.org/link/summary/43-9111.00</a>		<b>Accounting Technology/Technician and Bookkeeping</b>
		13-2082.00	<a href="#">Tax Preparers</a>
		43-3031.00	<a href="#">Bookkeeping, Accounting, and Auditing Clerks</a>
		43-3051.00	<a href="#">Payroll and Timekeeping Clerks</a>
		43-4011.00	<a href="#">Brokerage Clerks</a>
		43-9111.00	<a href="#">Statistical Assistants</a>

The occupations listed here are those associated with the CIP code and Occupational Information Network (O\*NET) database. The specific program does not necessarily prepare students for all listed occupations. This information is not intended to be relied upon as a representation or promise of future employability but only for informational purposes. The school does not guarantee program completion, employment or salary. See additional information supplement – Statistics in Perspective – for more information. The median debt amount may include debt incurred by students who pursued multiple programs and is not necessarily limited to the program listed.

# DAYMAR

## Campus Disclosures

For the Reporting Period July 1, 2010 – June 30, 2011

Campus Disclosures - Bowling Green, Clarksville, Clinton, Murfreesboro, Nashville, and Russellville

Program Information:

Program	Accounting
Credential Level	Associate
On-time Completion Rate	95%
Median Debt incurred by students:	
Title IV Loans	\$ 3,500
Private Loans	0
School Financing	0

CIP Code	O*NET Link	SOC Code	Standard Occupational Classification ("SOC") Description
52.0302	<a href="http://www.onetonline.org/link/summary/43-9111.00">http://www.onetonline.org/link/summary/43-9111.00</a>		<b>Accounting Technology/Technician and Bookkeeping</b>
		13-2082.00	<a href="#">Tax Preparers</a>
		43-3031.00	<a href="#">Bookkeeping, Accounting, and Auditing Clerks</a>
		43-3051.00	<a href="#">Payroll and Timekeeping Clerks</a>
		43-4011.00	<a href="#">Brokerage Clerks</a>
		43-9111.00	<a href="#">Statistical Assistants</a>

The occupations listed here are those associated with the CIP code and Occupational Information Network (O\*NET) database. The specific program does not necessarily prepare students for all listed occupations. This information is not intended to be relied upon as a representation or promise of future employability but only for informational purposes. The school does not guarantee program completion, employment or salary. See additional information supplement – Statistics in Perspective – for more information. The median debt amount may include debt incurred by students who pursued multiple programs and is not necessarily limited to the program listed.

# DAYMAR

## Campus Disclosures

For the Reporting Period July 1, 2010 – June 30, 2011

Program Information: Paducah, KY

Program	Accounting
Credential Level	Associate Degree
On-time Completion Rate	NA
Median Debt incurred by students:	
Title IV Loans	NA
Private Loans	NA
School Financing	NA

CIP Code	O*NET Link	SOC Code	Standard Occupational Classification ("SOC") Description
52.0302	<a href="http://www.onetonline.org/link/summary/43-9111.00">http://www.onetonline.org/link/summary/43-9111.00</a>		<b>Accounting Technology/Technician and Bookkeeping</b>
		13-2082.00	<a href="#">Tax Preparers</a>
		43-3031.00	<a href="#">Bookkeeping, Accounting, and Auditing Clerks</a>
		43-3051.00	<a href="#">Payroll and Timekeeping Clerks</a>
		43-4011.00	<a href="#">Brokerage Clerks</a>
		43-9111.00	<a href="#">Statistical Assistants</a>

The occupations listed here are those associated with the CIP code and Occupational Information Network (O\*NET) database. The specific program does not necessarily prepare students for all listed occupations. This information is not intended to be relied upon as a representation or promise of future employability but only for informational purposes. The school does not guarantee program completion, employment or salary. See additional information supplement – Statistics in Perspective – for more information. The median debt amount may include debt incurred by students who pursued multiple programs and is not necessarily limited to the program listed.

# DAYMAR

## Campus Disclosures

For the Reporting Period July 1, 2010 – June 30, 2011

Campus Disclosures - Albany, Bellevue, Louisville, Madisonville, On-line, Owensboro, Rockport, Scottsville  
Program Information:

Program		Bookkeeping
Credential Level		Certificate
On-time Completion Rate		NA
Median Debt incurred by students:	Title IV Loans	NA
	Private Loans	NA
	School Financing	NA

CIP Code	O*NET Link	SOC Code	Standard Occupational Classification ("SOC") Description
52.0302	<a href="http://www.onetonline.org/link/summary/43-9111.00">http://www.onetonline.org/link/summary/43-9111.00</a>		<b>Accounting Technology/Technician and Bookkeeping</b>
		13-2082.00	<a href="#">Tax Preparers</a>
		43-3031.00	Bookkeeping, Accounting, and Auditing Clerks
		43-3051.00	<a href="#">Payroll and Timekeeping Clerks</a>
		43-4011.00	<a href="#">Brokerage Clerks</a>
		43-9111.00	<a href="#">Statistical Assistants</a>

The occupations listed here are those associated with the CIP code and Occupational Information Network (O\*NET) database. The specific program does not necessarily prepare students for all listed occupations. This information is not intended to be relied upon as a representation or promise of future employability but only for informational purposes. The school does not guarantee program completion, employment or salary. See additional information supplement – Statistics in Perspective – for more information. The median debt amount may include debt incurred by students who pursued multiple programs and is not necessarily limited to the program listed.

# DAYMAR

## Campus Disclosures

For the Reporting Period July 1, 2010 – June 30, 2011

Campus Disclosures - Bowling Green, Clarksville, Clinton, Murfreesboro, Nashville, and Russellville

Program Information:

Program		Bookkeeping
Credential Level		Certificate
On-time Completion Rate		NA
Median Debt incurred by students:	Title IV Loans	NA
	Private Loans	NA
	School Financing	NA

CIP Code	O*NET Link	SOC Code	Standard Occupational Classification ("SOC") Description
52.0302	<a href="http://www.onetonline.org/link/summary/43-9111.00">http://www.onetonline.org/link/summary/43-9111.00</a>		<b>Accounting Technology/Technician and Bookkeeping</b>
		13-2082.00	<a href="#">Tax Preparers</a>
		43-3031.00	<a href="#">Bookkeeping, Accounting, and Auditing Clerks</a>
		43-3051.00	<a href="#">Payroll and Timekeeping Clerks</a>
		43-4011.00	<a href="#">Brokerage Clerks</a>
		43-9111.00	<a href="#">Statistical Assistants</a>

The occupations listed here are those associated with the CIP code and Occupational Information Network (O\*NET) database. The specific program does not necessarily prepare students for all listed occupations. This information is not intended to be relied upon as a representation or promise of future employability but only for informational purposes. The school does not guarantee program completion, employment or salary. See additional information supplement – Statistics in Perspective – for more information. The median debt amount may include debt incurred by students who pursued multiple programs and is not necessarily limited to the program listed.

---

# DAYMAR


---

## **Campus Disclosures**

**For the Reporting Period July 1, 2010 – June 30, 2011**

The occupations listed here are those associated with the CIP code and Occupational Information Network (O\*NET) database. The specific program does not necessarily prepare students for all listed occupations. This information is not intended to be relied upon as a representation or promise of future employability but only for informational purposes. The school does not guarantee program completion, employment or salary. See additional information supplement – Statistics in Perspective – for more information. The median debt amount may include debt incurred by students who pursued multiple programs and is not necessarily limited to the program listed.





## STATISTICS IN PERSPECTIVE

A DISCLOSURE STATEMENT REGARDING TUITION, RETENTION AND PLACEMENT RATES

3309 Collins Lane, Louisville, Kentucky 40245

Accounting Diploma	72	1 Year 6 Months			
Program Name	Credit Hours	Length of Program			
\$23,400	\$3,745	\$1,855	\$29,000		
Tuition Charges	+	Estimated Book Charges	+	Fee Charges	= Total Charges for Program

The statements below meet all disclosure requirements for the reporting year ending June 30, 2011.

There have been no enrollments or graduates in this program; therefore, there is no retention rate or placement rate to report.

### Retention Rate:

For the program entitled Accounting Diploma, I have been informed that the current retention rate is Not Applicable.

### Placement Rate:

For the program entitled Accounting Diploma, I have been informed that for the students who graduated, the job placement rate is Not Applicable.

\_\_\_\_\_  
Student Signature Date


\_\_\_\_\_  
Admissions Representative Signature Date

\_\_\_\_\_  
Printed Name Date

We Change Lives...One Person At A Time.

DC/LVE/SIPAD/101511





# STATISTICS IN PERSPECTIVE

A DISCLOSURE STATEMENT REGARDING TUITION, RETENTION AND PLACEMENT RATES

1105 National Mine Drive, Madisonville, Kentucky 42431

Accounting Associate Degree	96	2 Years		
Program Name	Credit Hours	Length of Program		
\$31,200	\$4,647	\$2,335	\$38,182	
Tuition Charges	+	Estimated Book Charges	+	Fee Charges = Total Charges for Program

The statements below meet all disclosure requirements for the reporting year ending June 30, 2011.

There have been no enrollments or graduates in this program; therefore, there is no retention rate or placement rate to report.

### Retention Rate:

For the program entitled Accounting Associate Degree, I have been informed that the current retention rate is Not Applicable.

### Placement Rate:

For the program entitled Accounting Associate Degree, I have been informed that for the students who graduated, the job placement rate is Not Applicable.

\_\_\_\_\_  
Student Signature Date


\_\_\_\_\_  
Admissions Representative Signature Date

\_\_\_\_\_  
Printed Name Date

We Change Lives...One Person At A Time.

DC/MV/SIPAAS/101511





## STATISTICS IN PERSPECTIVE

A DISCLOSURE STATEMENT REGARDING TUITION, RETENTION AND PLACEMENT RATES

3309 Collins Lane, Louisville, Kentucky 40245

Accounting Associate Degree	96	2 Years		
Program Name	Credit Hours	Length of Program		
\$31,200	\$4,647	\$2,335	\$38,182	
Tuition Charges	+	Estimated Book Charges	+	Fee Charges = Total Charges for Program

The statements below meet all disclosure requirements for the reporting year ending June 30, 2011.

There have been no graduates in this program; therefore, there is no placement rate to report.

### Retention Rate:

For the program entitled Accounting Associate Degree, I have been informed that the current retention rate is 45.2%.

### Placement Rate:

For the program entitled Accounting Associate Degree, I have been informed that for the students who graduated, the job placement rate is Not Applicable.

\_\_\_\_\_  
Student Signature

\_\_\_\_\_  
Date

\_\_\_\_\_  
Admissions Representative Signature

\_\_\_\_\_  
Date

\_\_\_\_\_  
Printed Name

\_\_\_\_\_  
Date

We Change Lives...One Person At A Time.

DC/OL/SIPAAS/101511
















## STATISTICS IN PERSPECTIVE

A DISCLOSURE STATEMENT REGARDING TUITION, RETENTION AND PLACEMENT RATES

2421 Fitzgerald Industrial Drive, Bowling Green, Kentucky

Accounting Diploma	72	1 Year 6 Months	
Program Name	Credit Hours	Length of Program	
\$23,400	\$3,745	\$1,855	\$29,000
Tuition Charges	+	Estimate Book Charges	+ Fee Charges = Total Charges for Program

The statements below meet all disclosure requirements for the reporting year ending June 30, 2011.

### Retention Rate:

For the program entitled Accounting Diploma, I have been informed that the current retention rate is 100%.

### Placement Rate:

For the program entitled Accounting Diploma, I have been informed that for the students who graduated, the job placement rate is 0%.


\_\_\_\_\_  
Student Signature Date

\_\_\_\_\_  
Admissions Representative Signature Date

\_\_\_\_\_  
Printed Name Date

We Change Lives...One Person At A Time.

DC/BG/SIPAD/101511



# STATISTICS IN PERSPECTIVE

A DISCLOSURE STATEMENT REGARDING TUITION, RETENTION AND PLACEMENT RATES

2421 Fitzgerald Industrial Drive, Bowling Green, Kentucky

Bookkeeping Certificate	48	1 Year		
Program Name	Credit Hours	Length of Program		
\$15,600	\$2,294	\$1,375	\$19,269	
Tuition Charges	+	Estimate Book Charges	+	Fee Charges = Total Charges for Program

The statements below meet all disclosure requirements for the reporting year ending June 30, 2011.

### Retention Rate:

For the program entitled Bookkeeping Certificate, I have been informed that the current retention rate is 100%.

### Placement Rate:

For the program entitled Bookkeeping Certificate, I have been informed that for the students who graduated, the job placement rate is 100%.


\_\_\_\_\_  
Student Signature Date

\_\_\_\_\_  
Admissions Representative Signature Date

\_\_\_\_\_  
Printed Name Date

We Change Lives...One Person At A Time.

DC/BG/SIPBC/101511



## STATISTICS IN PERSPECTIVE

A DISCLOSURE STATEMENT REGARDING TUITION, RETENTION AND PLACEMENT RATES

1860 Wilma Rudolph Boulevard, Clarksville, Tennessee 37040

Accounting Associate Degree	96	2 Years		
Program Name	Credit Hours	Length of Program		
\$31,200	\$4,445	\$2,335	\$37,980	
Tuition Charges	+	Estimate Book Charges	+	Fee Charges = Total Charges for Program

The statements below meet all disclosure requirements for the Tennessee Higher Education Commission (THEC) for reporting year ending June 30, 2010.

For the program entitled Accounting, I have been informed that, for the July 2009/June 2010 period, the withdrawal rate is 20.0%, the completion rate is 58.3%, and the in-field placement rate is 92.9%. Detailed statistical data for this program may be viewed by going to <http://state.tn.us/thec> and clicking on the "Authorized Institutions Data" button.

The statements below meet all disclosure requirements for the Accrediting Council for Independent Colleges and Schools (ACICS) for the reporting year ending June 30, 2011.

**Retention Rate:**

For the program entitled Accounting Associate Degree, I have been informed that the current retention rate is 76.3%.

**Placement Rate:**

For the program entitled Accounting Associate Degree, I have been informed that for the students who graduated, the job placement rate is 66.7%.


Student Signature \_\_\_\_\_ Date \_\_\_\_\_

Admissions Representative Signature \_\_\_\_\_ Date \_\_\_\_\_

Printed Name \_\_\_\_\_ Date \_\_\_\_\_

We Change Lives...One Person At A Time.

DI/CV/SIPAAS/101511



## STATISTICS IN PERSPECTIVE

A DISCLOSURE STATEMENT REGARDING TUITION, RETENTION AND PLACEMENT RATES

1860 Wilma Rudolph Boulevard, Clarksville, Tennessee 37040

Accounting Diploma	72	1 Year 6 Months				
Program Name	Credit Hours	Length of Program				
\$23,400	\$3,582	\$1,855	\$28,837			
Tuition Charges	+	Estimate Book Charges	+	Fee Charges	=	Total Charges for Program

The statements below meet all disclosure requirements for the Tennessee Higher Education Commission (THEC) for reporting year ending June 30, 2010.

For the program entitled Accounting, I have been informed that, for the July 2009/June 2010 period, the withdrawal rate is 20.0%, the completion rate is 58.3%, and the in-field placement rate is 92.9%. Detailed statistical data for this program may be viewed by going to <http://state.tn.us/thec> and clicking on the "Authorized Institutions Data" button.

The statements below meet all disclosure requirements for the Accrediting Council for Independent Colleges and Schools (ACICS) for the reporting year ending June 30, 2011.

There have been no enrollments or graduates in this program; therefore, there is no retention rate or placement rate to report.

**Retention Rate:**

For the program entitled Accounting Diploma, I have been informed that the current retention rate is Not Applicable.

**Placement Rate:**

For the program entitled Accounting Diploma, I have been informed that for the students who graduated, the job placement rate is Not Applicable.

\_\_\_\_\_  
Student Signature

\_\_\_\_\_  
Date

\_\_\_\_\_  
Admissions Representative Signature

\_\_\_\_\_  
Date

\_\_\_\_\_  
Printed Name

\_\_\_\_\_  
Date

We Change Lives...One Person At A Time.

DI/CV/SIPAD/101511





## STATISTICS IN PERSPECTIVE

A DISCLOSURE STATEMENT REGARDING TUITION, RETENTION AND PLACEMENT RATES

415 Golden Bear Court, Murfreesboro, Tennessee 37128

Accounting Associate Degree	96	2 Years		
Program Name	Credit Hours	Length of Program		
\$31,200	\$4,445	\$2,335	\$37,980	
Tuition Charges	+	Estimate Book Charges	+	Fee Charges = Total Charges for Program

The statements below meet all disclosure requirements for the Tennessee Higher Education Commission (THEC) for reporting year ending June 30, 2010.

For the program entitled Accounting, I have been informed that, for the July 2009/June 2010 period, the withdrawal rate is 32.1%, the completion rate is 34.6%, and the in-field placement rate is 87.5%. Detailed statistical data for this program may be viewed by going to <http://state.tn.us/thec> and clicking on the "Authorized Institutions Data" button.

The statements below meet all disclosure requirements for the Accrediting Council for Independent Colleges and Schools (ACICS) for the reporting year ending June 30, 2011.

**Retention Rate:**

For the program entitled Accounting Associate Degree, I have been informed that the current retention rate is 57.1%.

**Placement Rate:**

For the program entitled Accounting Associate Degree, I have been informed that for the students who graduated, the job placement rate is 83.3%.

\_\_\_\_\_  
Student Signature

\_\_\_\_\_  
Date

\_\_\_\_\_  
Admissions Representative Signature

\_\_\_\_\_  
Date

\_\_\_\_\_  
Printed Name

\_\_\_\_\_  
Date

We Change Lives...One Person At A Time.

DI/MB/SIPAAS/101511



## STATISTICS IN PERSPECTIVE

A DISCLOSURE STATEMENT REGARDING TUITION, RETENTION AND PLACEMENT RATES

415 Golden Bear Court, Murfreesboro, Tennessee 37128

Accounting Diploma	72	1 Year 6 Months				
Program Name	Credit Hours	Length of Program				
\$23,400	\$3,582	\$1,855	\$28,837			
Tuition Charges	+	Estimate Book Charges	+	Fee Charges	=	Total Charges for Program

The statements below meet all disclosure requirements for the Tennessee Higher Education Commission (THEC) for reporting year ending June 30, 2010.

For the program entitled Accounting, I have been informed that, for the July 2009/June 2010 period, the withdrawal rate is 32.1%, the completion rate is 34.6%, and the in-field placement rate is 87.5%. Detailed statistical data for this program may be viewed by going to <http://state.tn.us/thec> and clicking on the "Authorized Institutions Data" button.

The statements below meet all disclosure requirements for the Accrediting Council for Independent Colleges and Schools (ACICS) for the reporting year ending June 30, 2011.

There have been no graduates in this program; therefore, there is no placement rate to report.

**Retention Rate:**

For the program entitled Accounting Diploma, I have been informed that the current retention rate is 40%.

**Placement Rate:**

For the program entitled Accounting Diploma, I have been informed that for the students who graduated, the job placement rate is Not Applicable.

\_\_\_\_\_  
Student Signature

\_\_\_\_\_  
Date

\_\_\_\_\_  
Admissions Representative Signature

\_\_\_\_\_  
Date

\_\_\_\_\_  
Printed Name

\_\_\_\_\_  
Date

We Change Lives...One Person At A Time.

DI/MB/SIPAD/101511



## STATISTICS IN PERSPECTIVE

A DISCLOSURE STATEMENT REGARDING TUITION, RETENTION AND PLACEMENT RATES

415 Golden Bear Court, Murfreesboro, Tennessee 37128

Bookkeeping Certificate	48	1 Year		
Program Name	Credit Hours	Length of Program		
\$15,600	\$2,194	\$1,375	\$19,169	
Tuition Charges	+	Estimate Book Charges	+	Fee Charges = Total Charges for Program

The statements below meet all disclosure requirements for the Tennessee Higher Education Commission (THEC) for reporting year ending June 30, 2010.

There have been no enrollments or graduates in this program; therefore, there is no withdrawal rate, completion rate, or in-field placement rate to report.

For the program entitled Bookkeeping, I have been informed that, for the July 2009/June 2010 period, the withdrawal rate is Not Applicable, the completion rate is Not Applicable, and the in-field placement rate is Not Applicable. Detailed statistical data for this program may be viewed by going to <http://state.tn.us/thec> and clicking on the "Authorized Institutions Data" button.

The statements below meet all disclosure requirements for the Accrediting Council for Independent Colleges and Schools (ACICS) for the reporting year ending June 30, 2011.

**Retention Rate:**

For the program entitled Bookkeeping Certificate, I have been informed that the current retention rate is 100%.

**Placement Rate:**

For the program entitled Bookkeeping Certificate, I have been informed that for the students who graduated, the job placement rate is 66.7%.

\_\_\_\_\_  
Student Signature

\_\_\_\_\_  
Date

\_\_\_\_\_  
Admissions Representative Signature

\_\_\_\_\_  
Date

\_\_\_\_\_  
Printed Name

\_\_\_\_\_  
Date

We Change Lives...One Person At A Time.

DJ/MB/SIPBKC/101511



# STATISTICS IN PERSPECTIVE

A DISCLOSURE STATEMENT REGARDING TUITION, RETENTION AND PLACEMENT RATES

340 Plus Park Boulevard, Nashville, Tennessee 37217

Accounting Associate Degree	96	2 Years	
Program Name	Credit Hours	Length of Program	
\$31,200	\$4,445	\$2,335	\$37,980
Tuition Charges	+	Estimate Book Charges	+
		Fee Charges	= Total Charges for Program

The statements below meet all disclosure requirements for the Tennessee Higher Education Commission (THEC) for reporting year ending June 30, 2010.

For the program entitled Accounting, I have been informed that, for the July 2009/June 2010 period, the withdrawal rate is 24.0%, the completion rate is 45.5%, and the in-field placement rate is 75.0%. Detailed statistical data for this program may be viewed by going to <http://state.tn.us/thec> and clicking on the "Authorized Institutions Data" button.

The statements below meet all disclosure requirements for the Accrediting Council for Independent Colleges and Schools (ACICS) for the reporting year ending June 30, 2011.

**Retention Rate:**

For the program entitled Accounting Associate Degree, I have been informed that the current retention rate is 52.9%.

**Placement Rate:**

For the program entitled Accounting Associate Degree, I have been informed that for the students who graduated, the job placement rate is 100%.

\_\_\_\_\_  
Student Signature

\_\_\_\_\_  
Date

\_\_\_\_\_  
Admissions Representative Signature

\_\_\_\_\_  
Date

\_\_\_\_\_  
Printed Name

\_\_\_\_\_  
Date

We Change Lives...One Person At A Time.

DI/NV/SIPAAS/101511





# STATISTICS IN PERSPECTIVE

A DISCLOSURE STATEMENT REGARDING TUITION, RETENTION AND PLACEMENT RATES

340 Plus Park Boulevard, Nashville, Tennessee 37217

Bookkeeping Certificate	48	1 Year				
Program Name	Credit Hours	Length of Program				
\$15,600	\$2,194	\$1,375	\$19,169			
Tuition Charges	+	Estimate Book Charges	+	Fee Charges	=	Total Charges for Program

The statements below meet all disclosure requirements for the Tennessee Higher Education Commission (THEC) for reporting year ending June 30, 2010.

There have been no enrollments or graduates in this program; therefore, there is no withdrawal rate, completion rate, or in-field placement rate to report.

For the program entitled Bookkeeping, I have been informed that, for the July 2009/June 2010 period, the withdrawal rate is Not Applicable, the completion rate is Not Applicable, and the in-field placement rate is Not Applicable. Detailed statistical data for this program may be viewed by going to <http://state.tn.us/thec> and clicking on the "Authorized Institutions Data" button.

The statements below meet all disclosure requirements for the Accrediting Council for Independent Colleges and Schools (ACICS) for the reporting year ending June 30, 2011.

There have been no enrollments or graduates in this program; therefore, there is no retention rate or placement rate to report.

**Retention Rate:**

For the program entitled Bookkeeping Certificate, I have been informed that the current retention rate is Not Applicable.

**Placement Rate:**

For the program entitled Bookkeeping Certificate, I have been informed that for the students who graduated, the job placement rate is Not Applicable.

\_\_\_\_\_  
Student Signature

\_\_\_\_\_  
Date

\_\_\_\_\_  
Admissions Representative Signature


\_\_\_\_\_  
Date

\_\_\_\_\_  
Printed Name

\_\_\_\_\_  
Date

We Change Lives...One Person At A Time.

DI/NV/SIPBKC/101511



## STATISTICS IN PERSPECTIVE

A DISCLOSURE STATEMENT REGARDING TUITION, RETENTION AND PLACEMENT RATES

509 South 30<sup>th</sup> Street, Paducah, Kentucky 42001

Accounting Associate Degree	96	2 Years		
Program Name	Credit Hours	Length of Program		
\$31,200	\$4,647	\$2,335	\$38,182	
Tuition Charges	+	Estimated Book Charges	+	Fee Charges = Total Charges for Program

The statements below meet all disclosure requirements for the reporting year ending June 30, 2011.

### Retention Rate:

For the program entitled Accounting Associate Degree, I have been informed that the current retention rate is 58.8%.

### Placement Rate:

For the program entitled Accounting Associate Degree, I have been informed that for the students who graduated, the job placement rate is 50%.

\_\_\_\_\_  
Student Signature

\_\_\_\_\_  
Date

\_\_\_\_\_  
Admissions Representative Signature

\_\_\_\_\_  
Date

\_\_\_\_\_  
Printed Name

\_\_\_\_\_  
Date

We Change Lives...One Person At A Time.

DLP/PD/SIPAAS/101511